



October 12, 2021
ROD (L) 216/21

ENGR. ARMANDO L. MALICSE
Officer-in-Charge Regional Director
DENR-Mines and Geosciences Bureau
Regional Office VII
Greenplains Subd., Banilad, Mandaue City




Dear Engr. Malicse:

We respectfully submit to your office the enclosed report of Carmen Copper Corporation's (CCC) **Social Development and Management Program (SDMP) Physical and Financial Accomplishment for the third quarter of 2021.**

The report highlights CCC's various accomplishments in the development of our host and neighboring communities in Toledo City particularly on the different areas of concerns namely: health and well-being, livelihood programs, support to public infrastructures and socio-cultural activities in our partner Local Government Units (LGUs).

Very truly yours,




Roy O. Deveraturda
President and CEO

Don Andres Soriano, Toledo City, Cebu, Philippines, 6038
Tel/Fax Nos. (032) 888-1200

Disclaimer: The management shall not be liable for updates to this template when used, printed, copied and maintained outside the IDMS.
GP-001 F003 CCC Letter Head Template R1 December 4, 2018

2021 SOCIAL DEVELOPMENT AND MANAGEMENT PROGRAM

3rd Quarter
Physical and Financial Report



**2021 3RD QUARTER SOCIAL DEVELOPMENT AND MANAGEMENT PROGRAM
(SDMP) REPORT**

Carmen Copper Corporation, in its thrust to the continuous socio-economic growth of its host and neighboring communities, remains dedicated in the formulation and consequent implementation of its Social Development and Management Program (SDMP). The following shows the financial and physical performance the program for the 3rd quarter of the year 2021:

I. 3RD QUARTER FINANCIAL PERFORMANCE

| COMPONENT | Required Budget for 2021 | Actual Expenditures (As of 3Q) | Performance | Balance |
|--|--------------------------|--------------------------------|-------------|----------------------|
| Development of Host and Neighboring Communities (75% of 1.5% OPEX 2019) | 109,018,682.48 | 58,555,786.31 | 54% | 50,462,896.17 |
| Information, Education and Communication (IEC) (10% OF 1.5% OPEX 2019) | 27,682,065.50 | 5,893,763.39 | 21% | 21,788,302.11 |
| Development of Mining Technology and Geosciences (10% OF 1.5% OPEX 2019) | 21,021,435.00 | 7,889,652.64 | 38% | 13,131,782.36 |
| TOTAL | 157,722,182.98 | 72,339,202.34 | 46% | 85,382,980.64 |

II. 3RD QUARTER PHYSICAL PERFORMANCE

Development of Host and Neighboring Barangays

A. Human Resource Development and Institutional Building



To ensure sustainability of existing livelihood projects, one of the focus of CCC's SDMP is the strengthening and continuous technical assistance to the assisted Peoples' Organizations (POs) from the host and neighboring barangays.

B. Enterprise Development and Networking.


Sustained the livelihood projects of the assisted Peoples Organization. Income from the community -based reforestation project was used to purchase equipment for their swine production, rag making and vegetable production.




Piece workers from the community during their clearing activity at the mine site. They were provided with PPEs and were among the recipients of the company's rice subsidy.



C. Assistance to Infrastructure Development and Support Services



Quarterly Maintenance of farm to market roads from Pandongbato – Tinahas; Biga-DAS; Loay – Bagakay – General Climaco.



D. Access to Education and Educational Support Programs

To provide educational opportunities to the indigents from the host and neighboring communities, the scholarship program committee accepted new applicants and facilitated the pre-screening, examination and interviews.

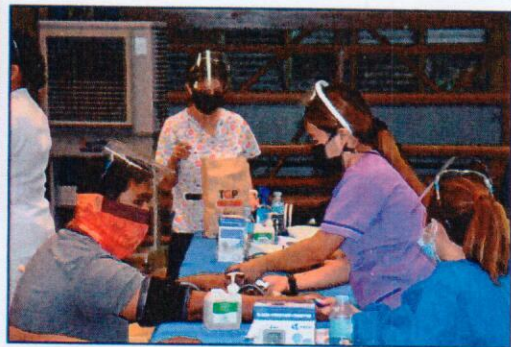
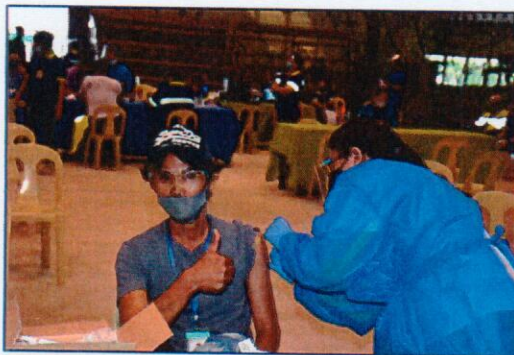




Turn-over of the newly Constructed Two-Classroom Two-Storey Building of Magdugo Elementary School

E. Access to Health and Services, Health Facilities and Professional.

To protect the employees and the communities surrounding the mine, the Covid19 Vaccination Program of the Company kicked-off last July 31, 2021 held at the Recreation Center and ended on August 9, 2021.



Donation of Ventilators and high flow nasal cannulas to the Province of Cebu



F. Protection and Respect of Socio Cultural Values

Turn-over of the additional financial assistance to Sacred Heart of Jesus Parish in Brgy. Poog for the Repair and Repainting of the Parish.





G. Disaster Response and Support to other Stakeholders

Construction of two-story building for the Daughters of St. Teresa School



INFORMATION, EDUCATION AND COMMUNICATION (IEC)

A. Mass Sponsorships



B. Publication of IEC Materials





DEVELOPMENT OF MINING TECHNOLOGY AND GEOSCIENCES

A Carmen Copper Corporation Scholar who took BS in Mining Engineering in CIT-U who successfully passed the recent board examinations released last August 16, 2021.




SOCIAL DEVELOPMENT AND MANAGEMENT PROGRAM
Quarterly Report


Company: Carmen Copper Corporation (CCC)
Address: Brgy. Don Andres Soriano, Toledo City
MPSA Nos. 210-2005-VII & 264-2008-VII
President: LT. Gen. Roy O. Deveraturda, Ret.
Date of Monitoring: July - September 2021
Coverage of Monitoring:


| PROJECT/PROGRAM/ACTIVITY (PPA) | TARGET BENEFICIARIES AND MEASURE | ANNUAL PHYSICAL TARGET | PHYSICAL ACCOMPLISHMENT | | | | ANNUAL FINANCIAL BUDGET | % | FINANCIAL ACCOMPLISHMENTS | | | | REMARKS | | |
|--|----------------------------------|------------------------|--|-------|--------|-------|-------------------------|---------------|---------------------------|---------------|--------------|-------|---------|---|---|
| | | | 1ST Q | 2ND Q | 3RD Q | 4TH Q | | | 1ST Q | 2ND Q | 3RD Q | 4TH Q | | TOTAL | % |
| | | | DEVELOPMENT OF THE HOST AND NEIGHBORING COMMUNITIES (75% OF 1.5% OPEX) | | | | | | | | | | | | |
| 1. Human Resource Development & Institutional Building | | | | | | | | | | | | | | | |
| 1.1 Capacity building on organizational and project development | 500 Number of people | 500 | - | - | 500 | - | 100% | 500,000.00 | - | - | - | - | 0% | Mentoring and facilitation of one on one Technology Transfer to farmer beneficiaries during field works, site inspections and meetings. | |
| Sub-Total | 500 | 500 | - | - | 500.00 | - | 100% | 500,000.00 | - | - | - | - | - | 500,000.00 | |
| 2. Enterprise Development and Networking | | | | | | | | | | | | | | | |
| 2.1 Develop an Integrated Farm as expansion project | 2 Number of farm | 2 | - | - | - | - | 0% | 2,834,744.48 | - | - | - | - | 0% | Currently on the planning stage (conduct of feasibility study) on the replanting of OPAVO farm. | |
| 2.2 Strengthening the cottage industry (pig raising, sewing) and other income generating projects | 500 Number of people | 500 | - | 288 | - | 288 | 58% | 1,897,631.00 | - | 291,091.78 | - | - | 15% | Pig Raising, Rubber Tire Recycling Project, Swine Raising and Banana Plantation. | |
| 2.3 Community workforce integration project | 500 Number of People | 500 | 30 | 45 | 102 | - | 35% | 2,000,000.00 | 512,802.08 | 345,584.00 | - | - | 92% | Deployed Community workforce to assist with rice site for the clearing activity. Provided Safety, Health and Security Orientation. Issued PPEs to every Community workers | |
| Sub-Total | 1,002 | 1,002 | 30 | 45 | 390 | - | 46% | 6,732,375.48 | 512,802.08 | 636,675.78 | - | - | 32% | 4,600,705.31 | |
| 3. Assistance to Infrastructure Development and Support Services | | | | | | | | | | | | | | | |
| 3.1 Maintenance of road networks | 10 KM | 10 | - | - | 10 | - | 100% | 7,500,000.00 | 6,036,271.04 | 2,222,012.50 | - | - | 134% | Continuing activities | |
| 3.2 Power fill-in subsidy | 68 Number of Brgys | 68 | 17 | 17 | 17 | - | 75% | 20,400,000.00 | 5,100,000.00 | 5,100,000.00 | - | - | 75% | Continuing activities | |
| 3.3 Improvement/Consulting of access road networks and pathways including construction of footbridges | 10 KM | 10 | 3 | - | - | 3 | 30% | 5,000,000.00 | 894,533.00 | 708,777.78 | - | - | 32% | A continuing activities | |
| Sub-Total | 88 | 88 | 20 | 17 | 27 | - | 73% | 32,900,000.00 | 7,771,613.79 | 11,136,271.04 | 8,036,790.28 | - | 82% | 26,936,675.11 | |
| 4. Access to Education and Educational Support Program | | | | | | | | | | | | | | | |
| 4.1 Community service scholarships grant | 25 Number of Students | 25 | - | - | - | - | 0% | 11,825,234.00 | - | 3,851,000.00 | - | - | 33% | Scholarship grants are ongoing. | |
| 4.2 Academic Scholarships and Community Service scholarships grant | 282 Number of students | 282 | - | - | 282 | - | 100% | 6,000,000.00 | 110,390.44 | 3,116,987.56 | (72,564.00) | - | 53% | Scholarship grants are ongoing. | |
| 4.3 Technical Vocational courses in partnership with TESDA and other academic institutions | 100 Number of Trainees | 100 | 32 | 18 | 100 | - | 150% | 2,000,000.00 | - | - | - | - | 0% | Scholarship grants are ongoing. | |
| 4.4 Construction of standard school buildings including Day Care Centers and Improvement of facilities (school library, stage etc) | 1 Number of Building | 1 | - | - | 1 | - | 100% | 6,000,000.00 | - | 51,110.88 | 316,604.56 | - | 6% | For continuous evaluation as to the projects to be pursued in 4Q. | |
| Sub-Total | 408 | 408 | 32 | 18 | 383 | - | 106% | 25,825,234.00 | 110,390.44 | 3,168,098.44 | 4,095,040.56 | - | 299% | 18,451,704.56 | |
| 5. Access to Health and Services, Health Facilities and Professionals | | | | | | | | | | | | | | | |
| 5.1 Acquisition of vaccine for host and neighboring communities as well as in its employees. | 6,000 Number of people | 6,000 | - | - | 2,500 | - | 42% | 14,268,843.00 | - | 616,095.52 | - | - | 4% | Deployment of Nursing Aide, Provision of Food for volunteers during the inoculation activities; provide free medicines. | |
| 5.2 Free Health Care Service in CCC Hospital, doctor to the Baramays and other medical outreach | 500 Number people | 500 | 50 | 99 | 1,200 | - | 270% | 6,000,000.00 | 430,116.56 | 1,708,308.84 | - | - | 45% | Deployment of volunteer nurses, Availment of Free Medication at the CCC Hospital, Free Laboratories and Medicines. | |
| 5.3 Provide better and conducive health stations/facilities | 2 Number of Brgys | 2 | - | - | - | - | 0% | 2,000,000.00 | - | - | - | - | 0% | For implementation | |
| 5.4 Procurement of Ambulances | 2 Number of Unit | 2 | - | - | - | - | 0% | 2,500,000.00 | - | - | - | - | 0% | For implementation | |
| Sub-Total | 6,504 | 6,504 | 50 | 99 | 3,700 | - | 59% | 24,768,843.00 | 560,654.89 | 420,116.66 | 2,324,404.36 | - | 13% | 3,305,175.91 | |
| 6. Protection & Respect of Socio-Cultural Values | | | | | | | | | | | | | | | |
| 6.1 Assistance to various socio-cultural events for host and neighboring communities | 17 Number of Brgys | 17 | - | - | 17 | - | 100% | 1,500,000.00 | 853,579.14 | 330,752.61 | - | - | 100% | Support the socio-cultural activities of the host and neighboring Baramays. Including Toledo City and Province-wide. | |
| Sub-Total | 17 | 17 | - | - | 17 | - | 100% | 1,500,000.00 | 853,579.14 | 330,752.61 | - | - | 100% | 1,500,000.00 | |
| 7. Use of facilities/services within mine camp | | | | | | | | | | | | | | | |
| 7.1 Maintenance and uses of equipment and facilities | 68 Number of Brgys | 68 | 17 | - | 17 | - | 50% | 5,907,138.00 | 3,019,394.63 | 1,888,852.48 | 1,298,600.89 | - | 100% | Repair of SDMP vehicles serving the community; Repair of Ambulances of Baramays; Provided free fuel to emergency vehicles and services providing and maintaining the peace and order of Toledo City | |
| Sub-Total | 68 | 68 | 17 | - | 17 | - | 50% | 935,092.00 | 935,992.00 | - | - | - | 100% | 935,092.00 | |

| PROJECT/PROGRAM/ ACTIVITY (PPA) | TARGET BENEFICIARIES AND BANGANGAY/S | UNIT OF WORK MEASURE | PHYSICAL ACCOMPLISHMENT | | | | | FINANCIAL ACCOMPLISHMENTS | | | | | REMARKS | | | | |
|---|---|-------------------------|------------------------------|----------|-----------|----------|-----------|---------------------------|---------------|-------------------------------|---------------------|---------------------|---------------------|---------------|---------------------|----------------|---|
| | | | ANNUAL PHYSICAL TARGET | 1ST Q | 2ND Q | 3RD Q | 4TH Q | TOTAL | % | ANNUAL FINANCIAL BUDGET | 1ST Q | 2ND Q | | 3RD Q | 4TH Q | TOTAL | % |
| 7.2 Subsidy of electrical power consumption for DAS Brgy. Hall, MT. Carmel Parish and DLS-ASKC | 16 | Number of stakeholder | 16 | 4 | - | 17 | - | 21 | 131% | 750,000.00 | 168,418.48 | 252,081.18 | 243,831.64 | - | 654,331.30 | 89% | Continuing activities |
| 7.3 Subsidy for Water consumption of food and neighboring communities in partnership with Toledo City Water District (TCWD) | 200,000 | Number of people | 200,000 | 50,000 | 50,000 | 50,000 | - | 150,000 | 75% | 4,200,000.00 | 1,050,000.00 | 1,050,000.00 | 1,050,000.00 | - | 3,150,000.00 | 75% | Continuing activities |
| Sub-Total | 200,152 | 200,152 | 50,004 | 50,000 | 50,017 | - | 150,021 | 75% | 11,792,230.00 | 5,173,105.11 | 2,890,933.66 | 2,992,522.53 | - | 10,656,561.30 | 90% | 1,135,668.70 | |
| 8.1. Development assistance to other stakeholders in Toledo City and Province of Cebu. | 10,000 | Number of people | 10,000 | 1,641 | 2,500 | 3,359 | - | 7,500 | 75% | 5,000,000.00 | 3,643,652.25 | 3,006,322.13 | - | - | 6,650,174.38 | 133% | Provision of relief goods and health supplies to host and neighboring Barangays: Toledo City and Province |
| Sub-Total | 10,000 | 10,000 | 1,641 | 2,500 | 3,359 | - | 7,500 | 75% | 5,000,000.00 | 3,643,652.25 | 3,006,322.13 | - | - | 6,650,174.38 | 133% | (1,650,174.38) | |
| DEVELOPMENT OF THE HOST AND NEIGHBORING COMMUNITIES (DHNC) TOTAL | | | | | | | | | | | | | | | | | |
| 109,018,687.48 19,095,187.63 21,459,412.26 18,010,186.12 58,255,786.31 54% | | | | | | | | | | | | | | | | | |
| INFORMATION EDUCATION AND COMMUNICATION (IEC) (15% OF 1.5% OPEX) | | | | | | | | | | | | | | | | | |
| 1. PROMOTION OF PUBLIC AWARENESS AND EDUCATION ON MINING TECHNOLOGY AND GEOSCIENCES | | | | | | | | | | | | | | | | | |
| 1.1. CCC 17th Anniversary Labor Day and Year End Activities | 17 | Number of Broys | - | - | - | - | - | - | 0% | 5,000,000.00 | - | - | - | - | - | 0% | For implementation on the 4th Quarter |
| 1.2. Publication of materials on Environmental and Social Developments | 4 | Number of publication | 4 | 1 | 1 | 1 | - | 3 | 75% | 4,191,768.50 | 2,661,455.32 | - | - | - | 2,661,455.32 | 63% | Continuing activities |
| 1.3 Public and Media Relations and advertisement on mining related good practices | 4 | Type of media | 4 | 1 | 1 | 1 | - | 3 | 75% | 3,500,000.00 | 35,956.63 | 1,451,388.15 | 711,073.39 | - | 2,198,418.17 | 63% | Continuing activities |
| 1.4 Periodic monitoring of SDMP Implementations | 2 | Semi-annual | 2 | 1 | - | - | - | 1 | 50% | 1,591,586.00 | - | - | - | - | - | 0% | Conduct of monthly monitoring report to the projects under SDMP. |
| 1.5 Printing of Calendar and 2020 Annual Sustainability Reports | 2 | Number of releases | 2 | 1 | - | 1 | - | 2 | 100% | 1,500,000.00 | 17,777.77 | - | 285,000.00 | - | 302,777.77 | 20% | On-going Review, Enhancing and Printing of the 2020 S&T of the Company. |
| 1.6 Conduct Research Study on how Mining Contributed to the Quality of Life in the Locality or Affected Community through NUIJECP | 1 | Number of research | 1 | - | - | - | - | - | 0% | 8,037,681.00 | - | - | - | - | - | 0% | For implementation |
| 1.7 Maintenance of CCC Heritage Activities Programs, Projects, and Sponsorships | 1 | Number of repair | 1 | - | - | - | - | - | 0% | 500,000.00 | - | - | - | - | - | 0% | For implementation |
| 1.8 PHSEA Participation and sponsorships | 2 | Number of sponsorship | 2 | 1 | - | 1 | - | 2 | 200% | 2,361,030.00 | 69,546.97 | - | 262,617.45 | - | 332,164.42 | 14% | Continuing activities |
| 1.9 Annual SDMP Consultation and planning workshops | 1 | Number of meeting | 1 | - | - | 2 | - | 2 | 200% | 1,000,000.00 | 30,000.00 | - | 366,947.71 | - | 396,947.71 | 40% | For implementation |
| TOTAL FOR IEC | 34 | | 6 | 2 | 11 | 0 | 19 | | 56% | 27,682,065.50 | 2,814,736.69 | 1,451,388.15 | 1,627,638.55 | - | 5,893,763.39 | 21% | 21,788,302.11 |
| DEVELOPMENT OF MINING TECHNOLOGY AND GEOSCIENCES (10% OF 1.5% OPEX) | | | | | | | | | | | | | | | | | |
| 1. Scholarship Grants on Mining related degree | 37 | Number of scholars | - | - | 37 | - | - | - | 100% | 5,000,000.00 | 376,510.60 | - | 82,615.81 | - | 459,126.41 | 9% | Scholarship grants are ongoing. |
| 2. Mining conferences/Summit/Cross visit and bench marking | 1 | Number of conferences | 1 | - | - | - | - | - | 0% | 500,000.00 | - | - | - | - | - | 0% | For implementation |
| 3. Research and other advance studies | 1 | Number of research | 1 | - | - | - | - | - | 0% | 2,889,842.00 | - | - | - | - | - | 0% | For implementation |
| Unspent cost in 2020 related to research | 1 | Number of research | 1 | 2 | 1 | 3 | - | 6 | 600% | 7,472,159.00 | 144,343.75 | 6,070,368.71 | 1,215,813.77 | - | 7,430,526.23 | 99% | In progress |
| 4. Support Towards Sustainable Mining (TSM) through Chamber of Mines of the Philippines (COMIP) | 1 | Number of sponsorship | 1 | - | - | - | - | - | 0% | 100,000.00 | - | - | - | - | - | 0% | For implementation |
| 5. Conduct Research/Study on Socio-Economic Impacts to the Quality of Life in the Locality or Affected Community through NUIJECP | 1 | Number of research | 1 | - | - | - | - | - | 0% | 2,097,460.00 | - | - | - | - | - | 0% | For implementation |
| Unspent cost in 2020 related to research | 1 | Number of research | 1 | - | - | - | - | - | 0% | 2,961,974.00 | - | - | - | - | - | 0% | For implementation |
| TOTAL FOR DMTC | 43 | | 2 | 1 | 40 | - | 43 | | 100% | 21,021,435.00 | 6,070,854.35 | 6,070,368.71 | 1,298,429.58 | - | 7,869,652.64 | 38% | 13,131,782.36 |

| COMPONENT | Annual Target | PHYSICAL ACCOMPLISHMENT | | | FINANCIAL ACCOMPLISHMENT | | |
|---|---------------|-------------------------|------------|------------|--------------------------|----------------------|------------|
| | | 1st Sem | 2nd Sem | % | 1st Sem | 2nd Sem | % |
| Development of Host and Neighboring Communities | 218,071 | 104,056 | 48% | 27% | 46,545,000.19 | 18,010,186.12 | 17% |
| Information, Education and Communication (IEC) | 34 | 8 | 24% | 33% | 27,682,065.50 | 4,266,124.84 | 15% |
| Development of Mining, Technology and Geosciences | 43 | 3 | 7% | 93% | 6,591,233.06 | 1,298,429.58 | 6% |
| TOTAL | 295 | 115 | 39% | 33% | 79,918,300.65 | 20,574,740.62 | 26% |

Prepared by: 
KEVIN KIM G. GUTIERREZ
 Head Social Development Department
 Carmen Copper Corporation

Noted By: 
CHRISTOPHER JOHN W. SALCEDO
 Assistant Vice President for SHEC and CorpCom
 Carmen Copper Corporation

Approved By: 
ROY O. DEVERATURDA
 President and CEO
 Carmen Copper Corporation